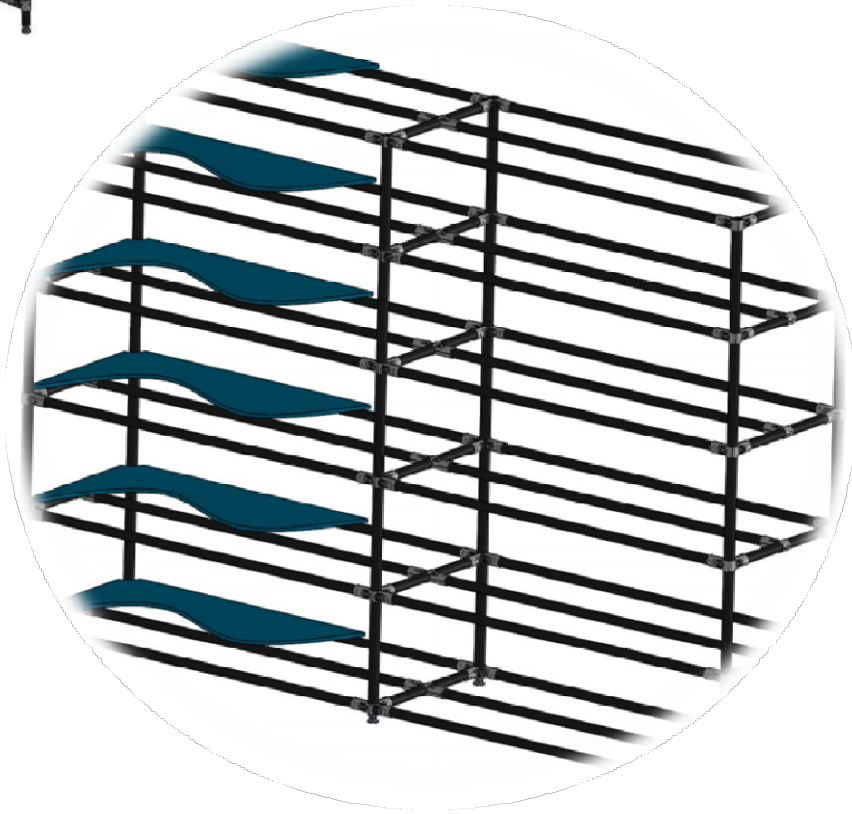
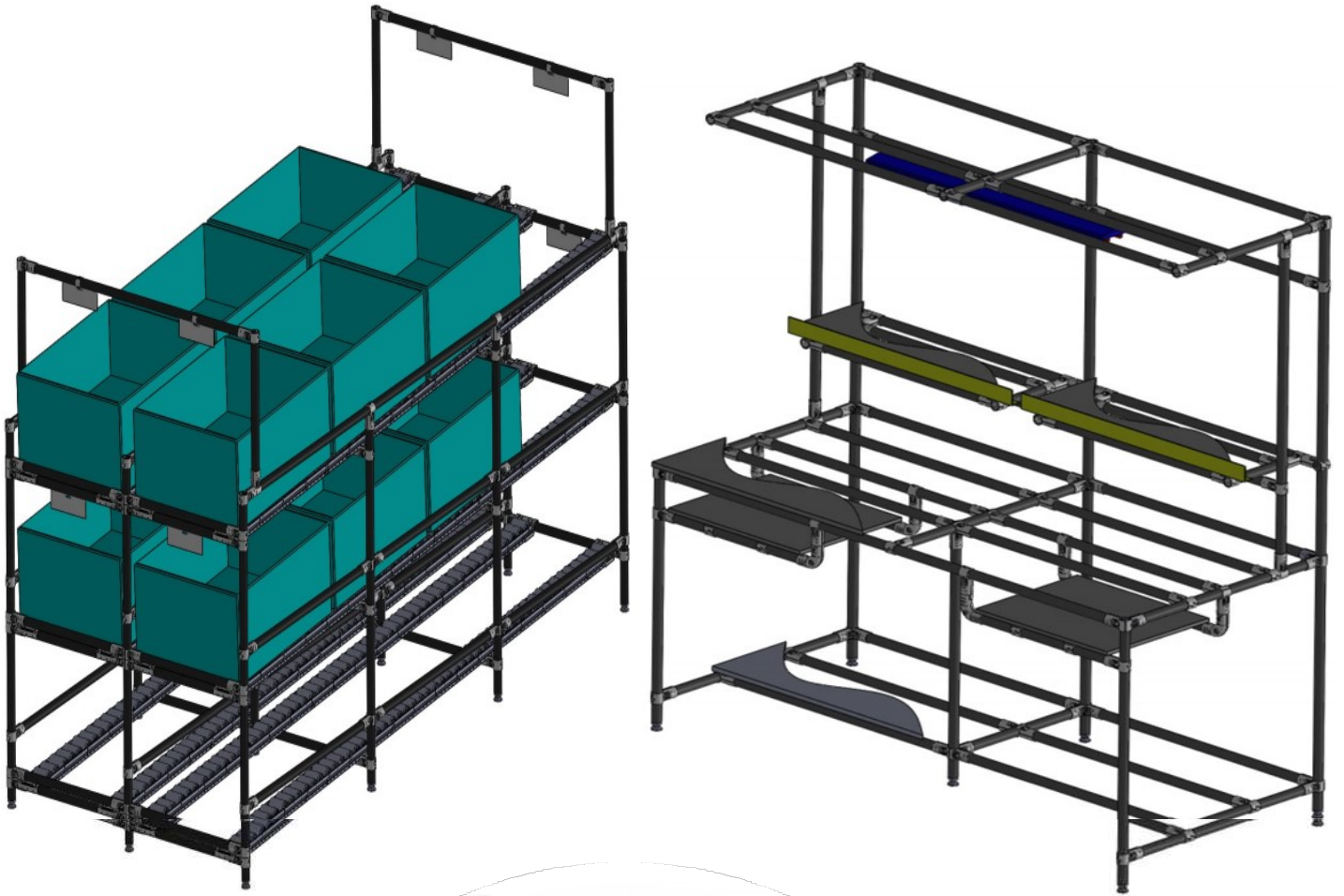


LOGIFORM



LOGIFORM

(주)피제이시스템

- Company Introduction -

" 끈임없는 도전과 창의로
미래의 성장 기회를 만들어가는 (주)피제이시스템이 있습니다.

안녕하십니까 !
고객의 발전이 당사와 국가발전의 초석임을 깊이 새겨 항상 고객과
함께 하겠습니다.

항상 저희 (주)피제이시스템의 제품을 구매 사용해주시고 관심어린
격려와 충고를 아끼지 않으시는 고객 여러분께 깊은 감사를 드립니다.

(주)피제이시스템은 고객 여러분의 다양하고도 세심한 요구까지 완벽
히 수용해 내기 위해 끊임없는 연구개발과 노력으로 고객의 사전
사후 서비스 업무에도 최선을 다할 것입니다.

앞으로도 많은 관심과 성원 부탁드립니다.
감사합니다.

- Company System-

회사내부시스템은 고객의 의뢰를 받아 설계자가 직접미팅을
통해 사전 검토후, 진행을 하고있습니다.

또한, 고객여러분의 신뢰를 위해 설계자 및 현장 작업자들은
기술자격증을 통해 배치되어있습니다.

긴글 읽어주셔서 감사합니다.

대표이사

박종걸

- What is a prefabricated pipe rack system?

- 1) 조립식 구조물을 사용하는 본 제품은 용접식 구조물에 비해 가볍고 조립 및 분해 후 구조변경이 쉽고, 견고하다.

This product uses prefabricated structures and is lighter than welded structures

It is easy to change the structure after assembly and disassembly, and it is robust.

- 2) 모든 분야에 적용이 가능하며 각 공정에 맞도록 제작하여 효율을 높일 수 있으며, 비용절감의 효과 및 생산라인 증가를 찾아볼수 있습니다.

It can be applied to all fields, and it is manufactured according to each process to be efficient

Increase, reduce costs and increase production lines

I have it.

- 3) 제작 후 사용 중에도 파이프와 조인트, 볼트, 너트를 이용하여 조립하면 변경 하고자하는 형태로 사용할 수 있다.

Use pipes, joints, bolts, and nuts during use after manufacturing

When assembled, it can be used in the form to be changed.

- 4) 복잡한 기계나, 설비 없이 간단한 공구와 아이디어로 바로 제작이 가능하다.

Without complicated machines or equipment, simple tools and ideas can be made right away, It is possible.

주요 거래선

- LG전자
- 현대,기아자동차
- 쌍용자동차 외 1차협력업체
- 삼성전자 1차협력업체
- 현대,기아 1차협력업체
- 우편집중국
- 식,약품,물류센터 다수업체
- 롯데, 코웨이
- 해외 (동남아,유럽,미국)

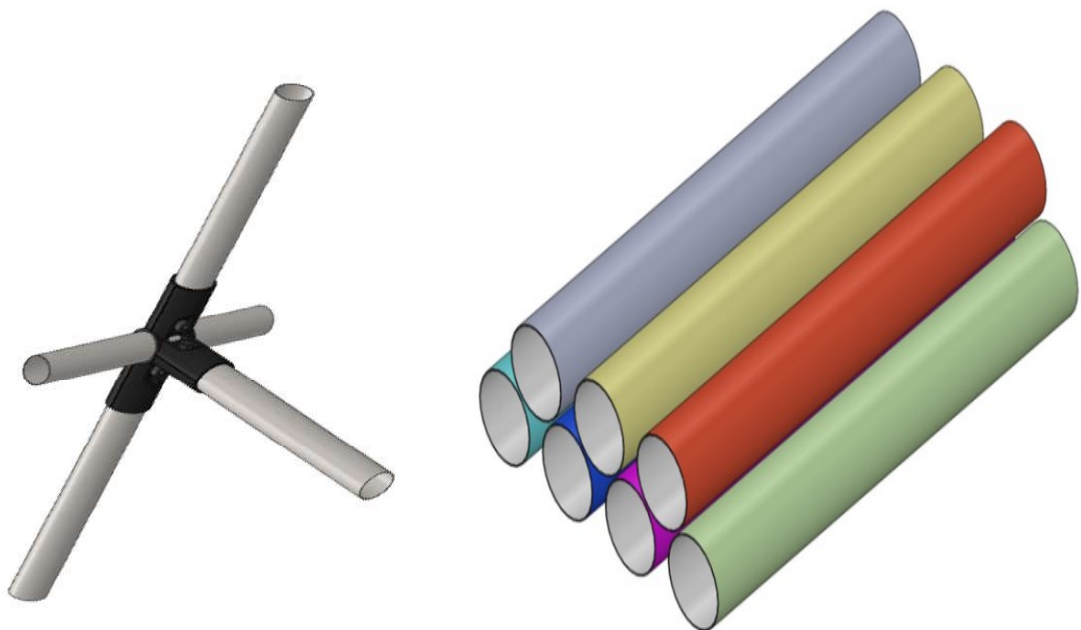


CONTENTS

1). PIPES - - - - -	06 ~ 08
2). METAL JOINTS - - - - -	09 ~ 12
3). PLASTIC JOINTS - - - - -	13 ~ 16
4). ROLLER TRACKS (PLACONS) - - - - -	17 ~ 19
5). ROLLER TRACKS CONNECTORS (PLACON MOUNTS) - - - -	20 ~ 25
6). ACCESSORIES - - - - -	26 ~ 37
7). CASTER - - - - -	38 ~ 41
8). Other Rack Applications - - - - -	42 ~ 66

01 PIPES

- ESD PIPE
- STANDARD PIPE
- STAINLESS PIPE




➤ PIPES (LOGIFORM PIPE COLORS)

DESCRIPTION	COLOR			THICKNESS					
				0.7T	0.9T	1.0T	1.1T	1.4T	2.0T
COATED PIPE	IVORY	(IV)			○	○		○	○
	WHITE	(WH)			○	○		○	○
	GRAY	(GR)			○	○		○	○
	BLUE	(BL)			○	○		○	○
	BLACK	(BK)			○	○		○	○
SLIDE PIPE	IVORY	(IV)			○	○		○	○
	STELL	(SL)			○	○			
STAINLESS PIPE	439			○	○	○	○		○




PIPES Φ 28

파이프




COATED PIPE

Colors	GN	BK	GR	BL	IV
					사진
COLOR CODE	Φ	THICKNESS	WEIGHT		
IV	28	0.9T	660g/m		
BK			660g/m		
GN		1.0T	680g/m		
GR		2.0T	1280g/m		
BL			1280g/m		




STAINLESS PIPE

Colors	SILVER		
COLOR CODE	Φ	THICKNESS	WEIGHT
SILVER	28	0.7T	470g/m
		0.9T	470g/m
		1.1T	730g/m



ESD PIPE

Colors	GR	BK	
COLOR CODE	Φ	THICKNESS	WEIGHT
GR	28	0.9T	660g/m
BL			



SLIDE PIPE

Colors	IV		
COLOR CODE	Φ	THICKNESS	WEIGHT
IV	28	0.9T	770g/m

02

METAL JOINTS

- METAL JOINTS
- METAL JOINTS SET
- METAL JOINT 적용 사례



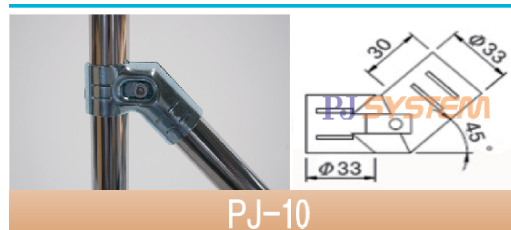








METAL JOINTS

메탈 조인트



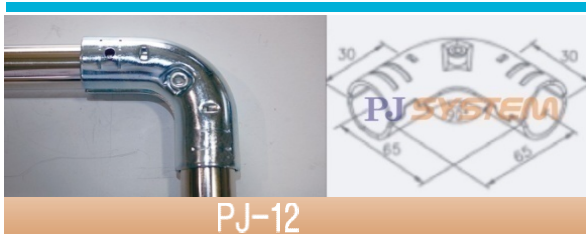
METAL JOINTS SET

메탈 조인트 세트



METAL JOINTS SET

메탈 조인트 세트



PJ-12

일부 개발중이거나 많이 사용을 하지않은
제품은 카다로그 상에서 빠져있을수 있습니다.
문의하시면 확인하여 드리겠습니다.

TEL : 031)-677-6234

적용사례



03


PLASTIC JOINTS

- PLASTIC JOINTS
- PLASTIC JOINTS 적용 사례



PLASTIC JOINTS


플라스틱 조인트



PJ-104C



PJ-104D




PJ-110A



PJ-111(공구꽃이)



PJ-112(수평홀더)




PJ-113(명판홀더)



PJ-114(조인트홀더)



PJ-115



PJ-116




PJ-117




PLASTIC JOINTS


플라스틱 조인트




PJ-9H




PJ-38S



PJ-149



PJ-159




PJ-201



PJ-202





PJ-210



PJP-5

적용사례(PJ-110A, PJP-5, PJ-112명판홀더)






PLASTIC JOINTS

플라스틱 조인트 (적용사례)

적용사례(PJ-202 , PJ110A, PJ-113명판홀더, 플라스틱 적용사례 사진







04

ROLLER TRACK [PLACONS]


- 40 SERIES (PLACON)
- 60 SERIES (PLACON)
- 80 SERIES (PLACON)



PLACONS 플라콘


PLC-4001S [평형,40 SERIES]

WHITE



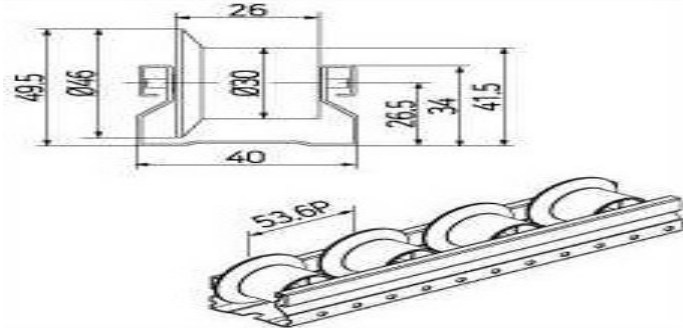
PLC-4002S [40 SERIES]

ESD



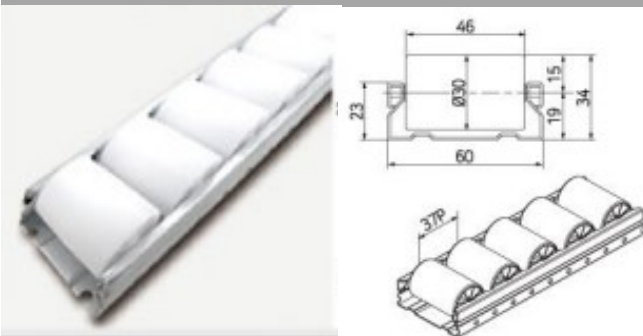
PLC-4003S [평형,40 SERIES]

WHITE



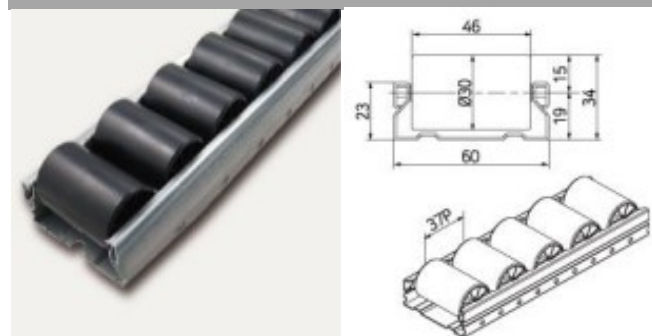
PLC-6001S [평형,60 SERIES]

WHITE



PLC-6002S [60 SERIES]

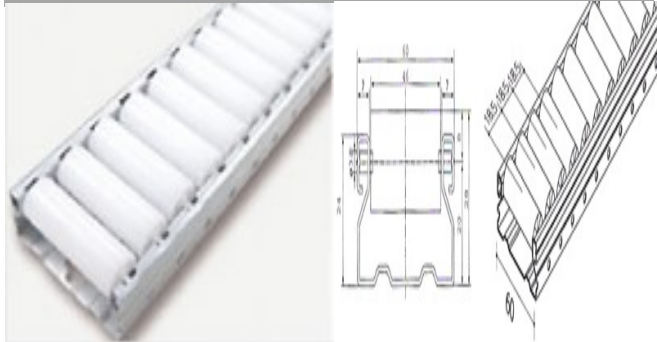
ESD



PLACONS 플라콘

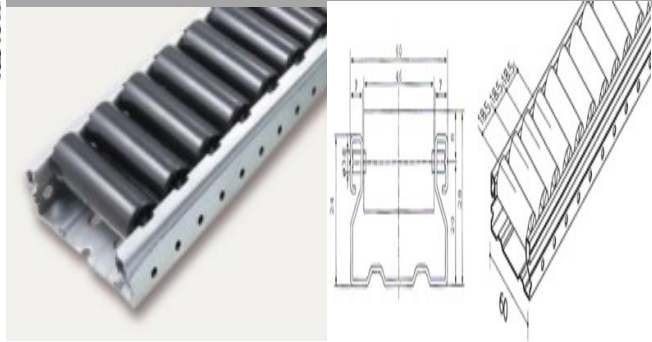
PLC-6003S [평형,60 SERIES]

WHITE



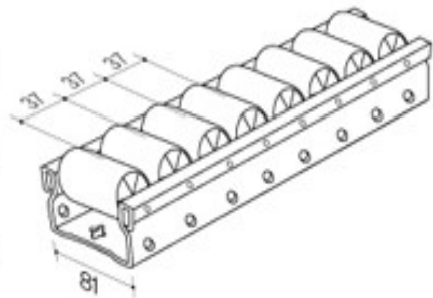
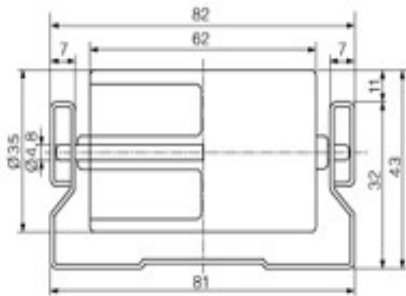
PLC-6004S [60 SERIES]

ESD




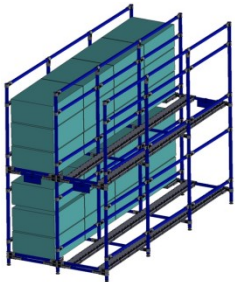
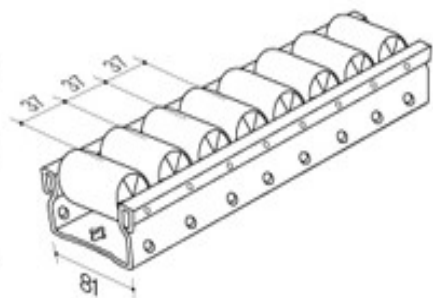
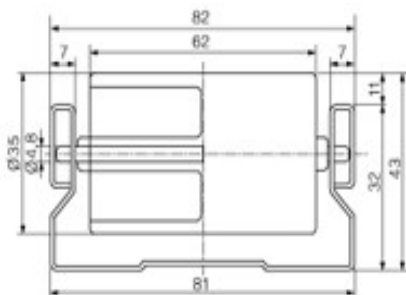
PLC-8001S [평형,80 SERIES]

WHITE



PLC-8002S [평형,80 SERIES]


ESD




PLACONS MOUNTS

플라콘 지지금구


PLACON 40 TYPE



PLACON MOUNT-A
지지금구-A
PLC-40A



PLACON MOUNT-B
지지금구-B
PLC-40B



PLACON MOUNT-B1
지지금구-B1
PLC-40B1




PLACON MOUNT-C
지지금구-C
PLC-40C




PLACON MOUNT-C1
지지금구-C1
PLC-40C1



PLACON MOUNT-C2
지지금구-C2
PLC-40C2



PLACON MOUNT-D
지지금구-D
PLC-40D




PLACON MOUNT-B2
지지금구-B2
PLC-40B2



PLACONS MOUNTS

플라콘 지지금구

PLACON 60 TYPE




PLACON MOUNT-A
지지금구-A
PLC-60A



PLACON MOUNT-B
지지금구-B
PLC-60B


PLACON 80 TYPE



PLACON MOUNT-A
지지금구-A
PLC-80A



PLACON MOUNT-B
지지금구-B
PLC-80B



PLACON MOUNT-NA(L)
지지금구-NA(L)
PLC-80L




PLACON MOUNT-NA(R)
지지금구-NA(R)
PLC-80R



PLACON MOUNT-C
지지금구-C
PLC-80C




PLACON MOUNT-D
지지금구-D
PLC-80D



PLACONS MOUNTS

플라콘 지지금구




PLACON MOUNT-F
지지금구-F
PLC-40F
프로파일, 각파이프 30*30각 사용



PLACON MOUNT-NB
지지금구-NB
PLC-80NB

적용사례






PLACONS MOUNTS


플라콘 지지금구

적용사례




SLIDE MOUNTS


슬라이드 금구



SLIDE MOUNT-A
지지금구-A
PS-A



SLIDE MOUNT-B
지지금구-B
PS-B



SLIDE MOUNT-A1
지지금구-A1
PS-A1



SLIDE MOUNT-B1
지지금구-B1
PS-B1


적용사례



SLIDE MOUNTS

슬라이드 금구

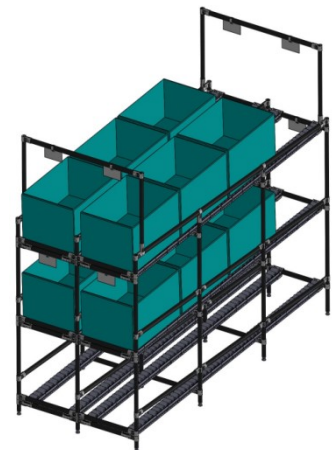
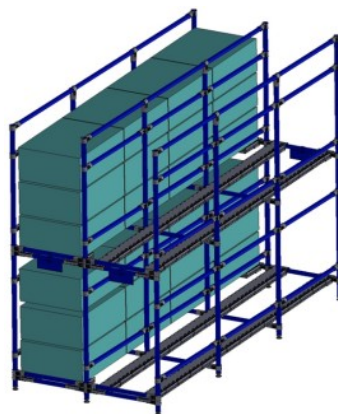
적용사례



05

ACCESSORIES

- ADJUSTERS
- INSERT NUTS
- ACCESSORIES
- NAME PLATES
- PLASTIC ANGLES & COVERS
- BOARDS & SHEETS



ADJUSTER & BUSHING NUT

아제스타

P-A1



50mm

Φ30

1/2×12 UNC

P-A2(고무-소)



50mm

Φ38
고무타입

1/2×12 UNC

P-A3(고무-대)



50mm

Φ50
고무타입

1/2×12 UNC

P-A4



100mm

Φ28
플라스틱

1/2×12 UNC

P-A5



50mm

Φ50

1/2×12 UNC

ADJUSTER & BUSHING NUT

부싱



Coated Pipe 전용

P-B1 0.9T
P-B1A 1.0T
P-B1B 1.1T
P-B1C 2.0T

1/2×12 UNC




SUS Pipe 전용

P-B2 0.7T
P-B2 0.9T
P-B2 1.1T

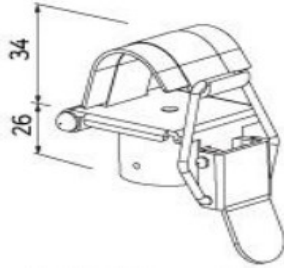
1/2×12 UNC

ACCESSORIES

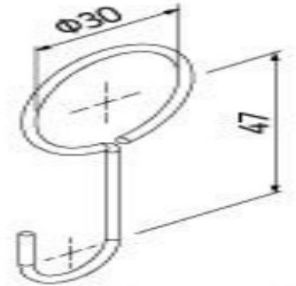



부자재

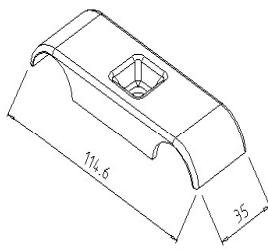
LOCK MOUNT 락금구



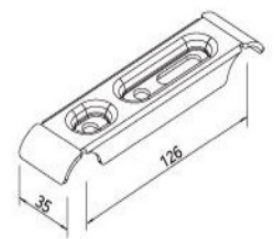
링고리 (파이프걸이)



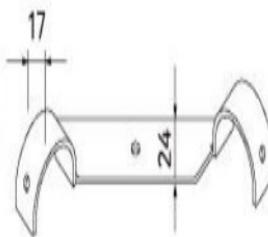

CASTER STRAP-A 캐스터금구-A



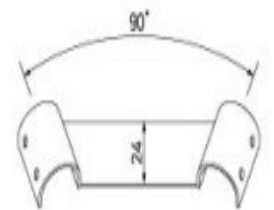
CASTER STRAP-B 캐스터금구-B



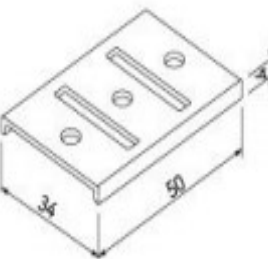
BRACKET BOARD-신형 코너금구-신형



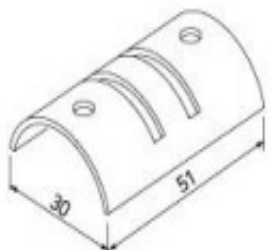

BRACKET BOARD-구형 코너금구-구형




HANDLE FIXING-A 손잡이금구(평)



HANDLE FIXING-B 손잡이금구(둥근)




ACCESSORIES

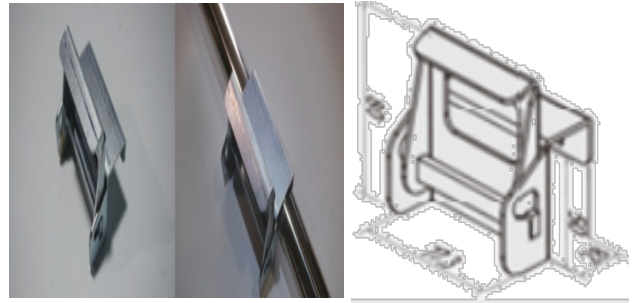


부자재

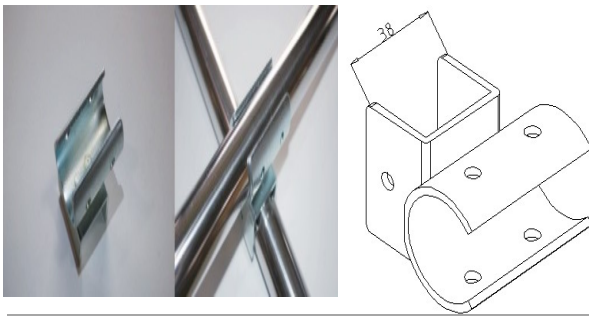
BAND Holder 밴드홀더



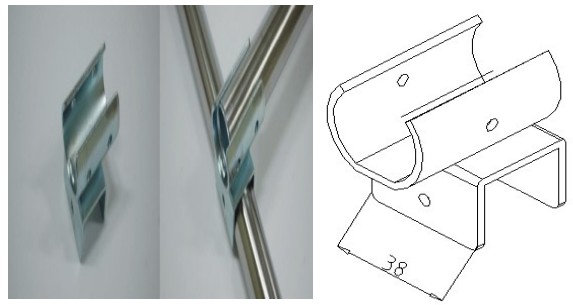
STOPPER-A 스톱퍼금구-A



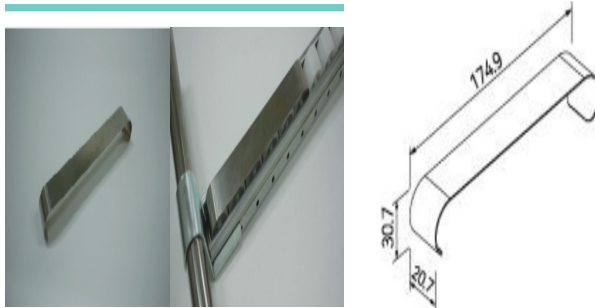
GUIDE MOUNT 가이드금구(A)



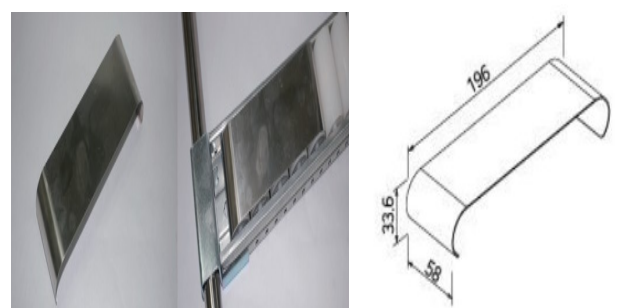
GUIDE MOUNT 가이드금구(B)



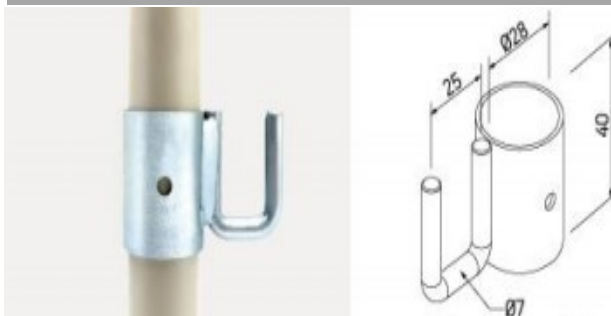
STOPPER-40S 미들 스톱퍼-40S



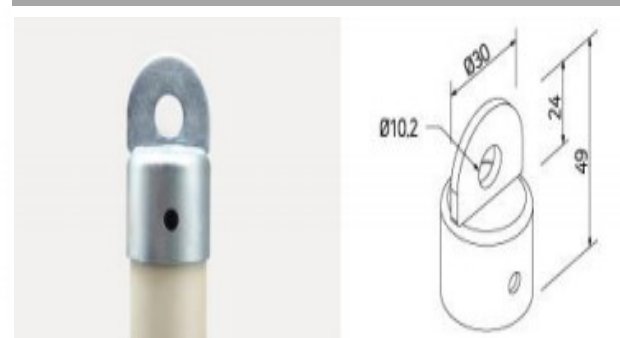
STOPPER-80S 미들 스톱퍼-80S



HOOK 후크



HOOK CAP 후크(캡)




ACCESSORIES

부자재

PIPE CONNECTOR-A 파이프 연결금구-A



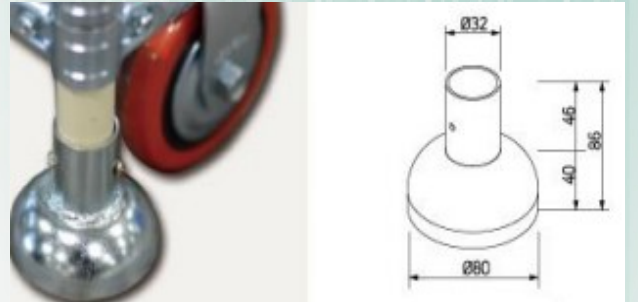
PIPE CONNECTOR-A 파이프 연결금구-B




STOPPER-B 스톱퍼(B)



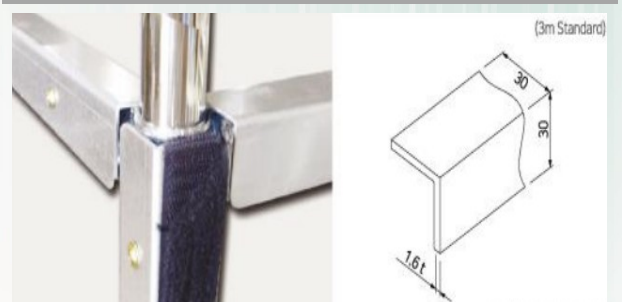
OVERLAP CAP 원형종발이



SLIDE RAIL 슬라이드레일



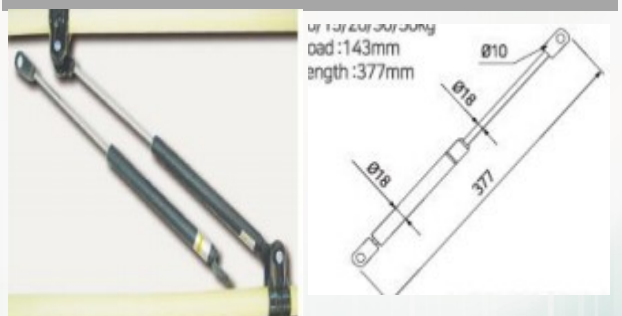
ZN PLATING ANGLE 아연앵글



FLOOR LOCK 플로어락



GAS SPRING 압소바



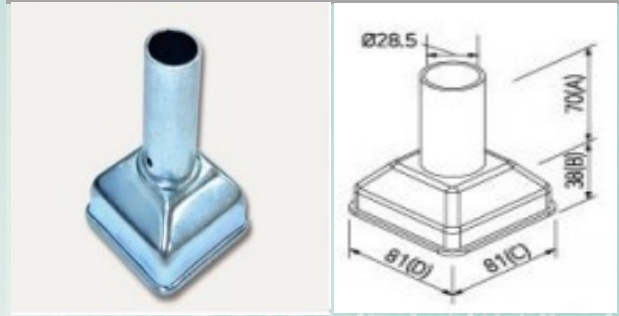
ACCESSORIES

부자재


SHOCK ABSORBER SUPPORT MOUNT (쇼바지지금구)



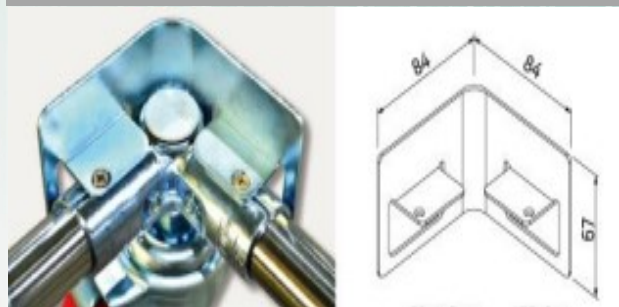
SQUARE CAP 사각종발이



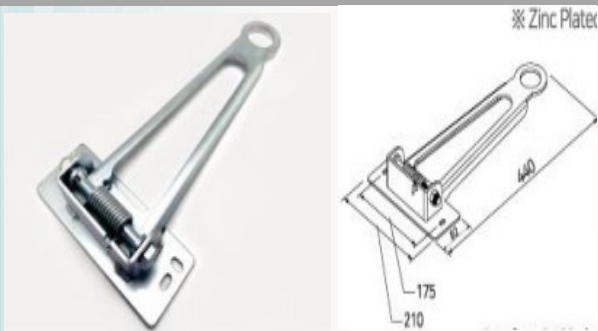
STANCHION MOUNT 바닥고정금구



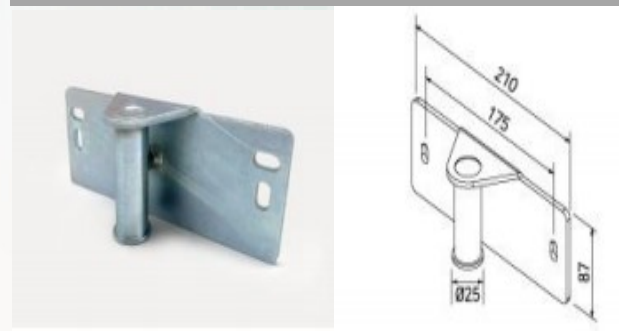
CORNER GUARD 코너금구




TRACTION ARM 견인고리



TRACTION HOOK 견인고리 후크



MEMO 



ACCESSORIES

부자재(볼트,너트,스크류)



BOLT 볼트
M8×35,40,45
M10×20



WRENCH BOLT 렌치볼트
M6×25,27



ROUND HEAD SCREW
둥근머리 직결 스크류
PW8×20,25,32



FLAT HEAD SCREW
접시머리 직결 스크류
FH8×20,25,32



ROUND HEAD SCREW
둥근머리 직결 스크류
PW8×20,25,32(SUS)



FLAT HEAD SCREW
접시머리 직결 스크류
FH8×20,25,32(SUS)



ROUND HEAD SCREW
둥근머리 직결 스크류
PW4×10,12(BOX)



ROUND HEAD SCREW
둥근머리 직결 스크류
PW10×20




T-NUT, NYLON NUT
T-너트, 나일론 너트
M6, M8


공구류



ELECTRIC IMPACT




L-WRENCH BIT




ADJUSTER WRENCH BIT



BURR SCRAPER



DRIVER BIT



WRENCH BIT



RUBBER HAMMER

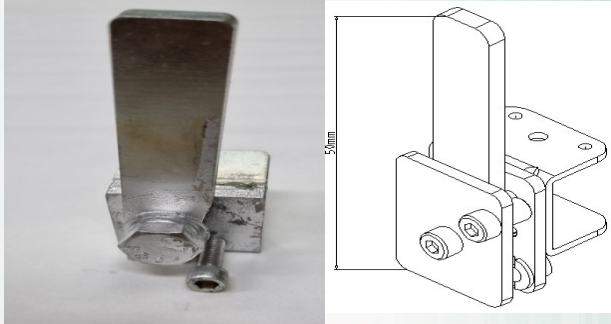


MEASURING TAPE

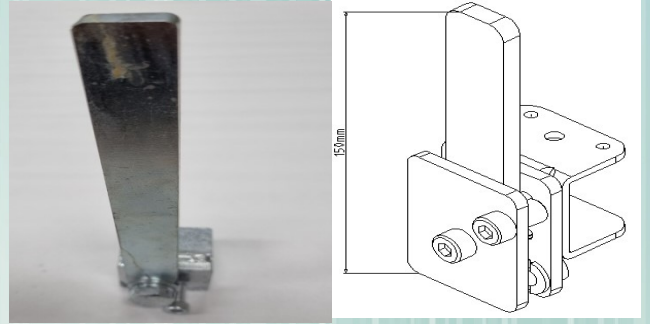
ACCESSORIES

부자재

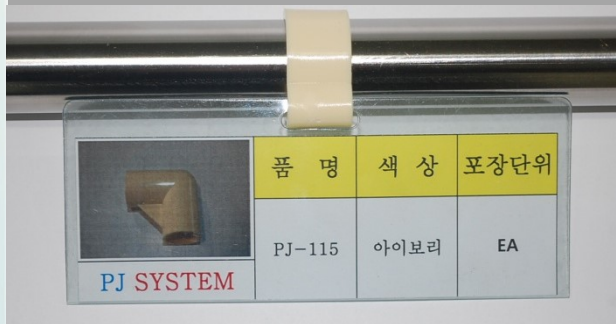
STOPPER-B 스톱퍼금구-B



STOPPER-C 스톱퍼금구-C



NAME PLATE (명판)




품명

SIZE

NP-60	150 × 60
NP-120	300 × 120
NP-210	300 × 210
NP-310	430 × 310

적용사례






PLASTIC ANGLES

플라스틱앵글	TYPE	SIZE	LENGTH
	L"형	80*90*3T	3M(Standard)
		50*90*3T	
		30*50*3T	
		50*150*5T	
		50*100*5T	
		50*75*5T	
		50*50*5T	
	T"형	60*100*5T	3M(Standard)
		50*100*3.5T	3M(Standard)
	C"형	파이프 카바용	3M(Standard)
	D"형	36*36*3T	3M(Standard)
플라콘 전용앵글	가이드형	A"	3M(Standard)
		B"	
		C"	

적용사례(L"수지,가이드형 B"사용예)









BOARDS & SHEETS

판 재	품 명	특 성
	MDF	원목을 일정한 크기의 조각(CHIP)으로 깎아 이를 해섬 (화학약품 처리 후 풀임)하여 섬유질만을 뺀아 접착제와 섞어 원력을 가하여 만든 제품으로 가구재로 많이 쓰이며 합판에 비해 가공성이 매우 뛰어나다는 장점이 있는 반면 물에 약하다는 단점이 있다. 4*8/3*6SIZE대표적이다
	합판	합판은 천연목재의 특성과 장점을 그대로 보유하면 서도 강도가 높고 변형되지 않으며 활용성이 뛰어나 건축계, 인테리어업계는 물론, 가구를 비롯한 각종 목제품의 원부자재로 널리 사용되고 있다. 4*8/3*6SIZE대표적이다
	PVC	산, 알칼리, 유지, 염류 등에 내약품성이 우수 인장, 굴곡 등 기계적 강도가 우수 절단, 천공, 가열절곡, 용접 등 가공성이 우수 전기절연성이 양호, 난연성이 우수(자기 소화성) 난연성이 우수 합니다. (자기소화성) 단점은 열에 약함
	PE	내충격성, 내마모성이 우수 내한성, 내약품성이 우수 무독성이므로 식품, 음료, 제약공업기계에 적합. 순간충격에 약하다.
	PB15T	목재 입자를 톱밥같은 형태로 분쇄를 하여 압축하여 BOARD의 형태로 만든 제품인데 현재 주방싱크 사무가구의 소재로 많이 쓰이고있다
	포맥스	PVC를 원료로 하여 발포 압출한 제품이며 플라스틱이나 목재의 장점을 그대로 갖추고 있으며, 절단/절곡/진공성형/합지 등 가공이 용이하고 녹슬거나 부식되지 않아 옥내/옥외할 것이 없이 안심하고 설치 제작할 수 있는 최상의 인테리어 소재
	SHEETS	<ul style="list-style-type: none"> - 1번 : 일반매트 - 2번 : 부직포 - 3번 : ESD 매트 - 4번 : 투명비닐 - 5번 : 반투명 레저비닐 - 6번 : ESD 비닐

BOARDS & SHEETS

보드&시트 규격

판재	품명	두께 (T)	규격
	➤ MDF	9T	900×1800
		12T	1200×2400
	➤ 합판	12T	1200×2400
	➤ PVC	3T	1000×2000 1200×2400
		5T	
		8T	
		10T	
	➤ PP	5T	1000×2000 1200×2400
		8T	
		10T	
	➤ POMAX	3T	1200×2400 900×3000
		5T	
		8T	
		10T	
	➤ SHEET	매트 2T	1). 일반매트
			2). 부직포
			3). ESD 매트
			4). 투명비닐
			5). 반투명 레지비닐
			6). ESD비닐

06

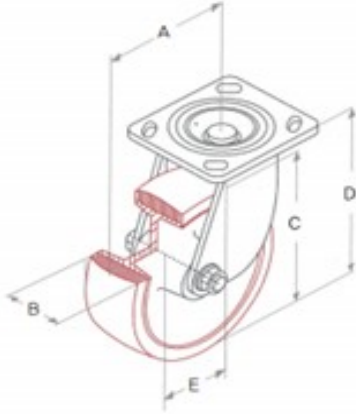
CASTERS

- Caster Nomenclature
- Plate Nomenclature
- Load Capacity
- Direction
- Caster Type



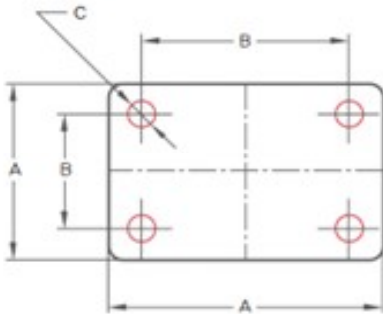
CASTERS

캐스터 용어 Caster Nomenclature



- A 회전반경 (Swivel rotation)
- B 바퀴 폭 (Tread Width)
- C 바퀴 직경 (Diameter)
- D 총 높이 (Overall Height)
- E Offset

플레이트용어 Plate Nomenclature



- A 플레이트의 전체 크기 (Overall)
- B 볼트의 간격 (Bolt Hole Spacing)
- C 취부 볼트 규격 (Attaching Bolt Size)

허용하중 계산법 Load Capacity

$$\text{허용하중} = \frac{\text{운송장비 중량} + \text{추가된 적재하중}}{\text{부착된 캐스터 수} - 1}$$

$$\text{Load capacity} = \frac{\text{Weight Equipment} + \text{Weight Added}}{\text{Attached Caster} - 1}$$

주의사항 Direction



캐스터축에 대한 수직부착
(Vertical attach)



초과하중 금지
(Prohibition overload)



굴곡진 바닥 사용제한
(Restrict uneven ground)



특수온도 금지
(No special temperature)



브레이크 작동 후 이동금지
(No move after break)



화학용품 노출 금지
(Prohibition of chemical exposure)



발 상해 위험
(Danger foot)



이동방향에 대한 직선부착
(No attach straight to the Moving direction)




충격과 낙하금지
(No shock)



측면하중 적용금지
(No side weight)

CASTERS




캐스터	품명	높이	허용하중	규격	회전반경	재질
	2"볼트회전B/K	73	35	12*1/2	44	우레탄
	2"볼트회전	73	35	12*1/2	44	우레탄
	3"볼트회전B/K	105	55	10*1/2	52	우레탄
	3"볼트회전	105	55	10*1/2	52	우레탄
	4"볼트회전B/K	130	80	10*1/2	83	우레탄
	4"볼트회전	130	80	10*1/2	83	우레탄
	3"평판 고정	105	55	65*95	72	우레탄
	3"평판 회전	105	55	65*95	72	우레탄
	3"평판 회전B/K	105	55	65*95	72	우레탄
	4"평판 고정	130	200	95*65	80	우레탄
	4"평판 회전	130	200	95*65	80	우레탄
	4"평판 회전B/K	130	200	95*65	80	우레탄
	4"평판 광폭 고정	130	300	115*100	85	우레탄
	4"평판 광폭 회전	130	300	115*100	85	우레탄
	4"평판 광폭 회전B/K	130	300	115*100	85	우레탄



CASTERS

캐스터	품명	높이	허용하중	규격	회전반경	재질
	5"평판 고정	160	250	120*100	102	우레탄
	5"평판 회전	160	250	120*100	102	우레탄
	5"평판 회전B/K	160	250	120*100	102	우레탄
	6"평판 고정	190	300	120*100	115	우레탄
	6"평판 회전	190	300	120*100	115	우레탄
	6"평판 회전B/K	190	300	120*100	115	우레탄
	6"평판 완충 고정	200	300	160*115	130	우레탄
	6"평판 완충 회전	200	300	160*115	130	우레탄
	6"평판 완충 회전B/K	200	300	160*115	130	우레탄

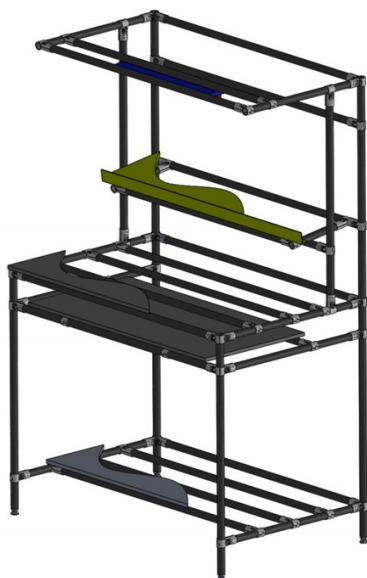
적용사례(평판용 캐스터, 볼트타입 캐스터 사용예)



07

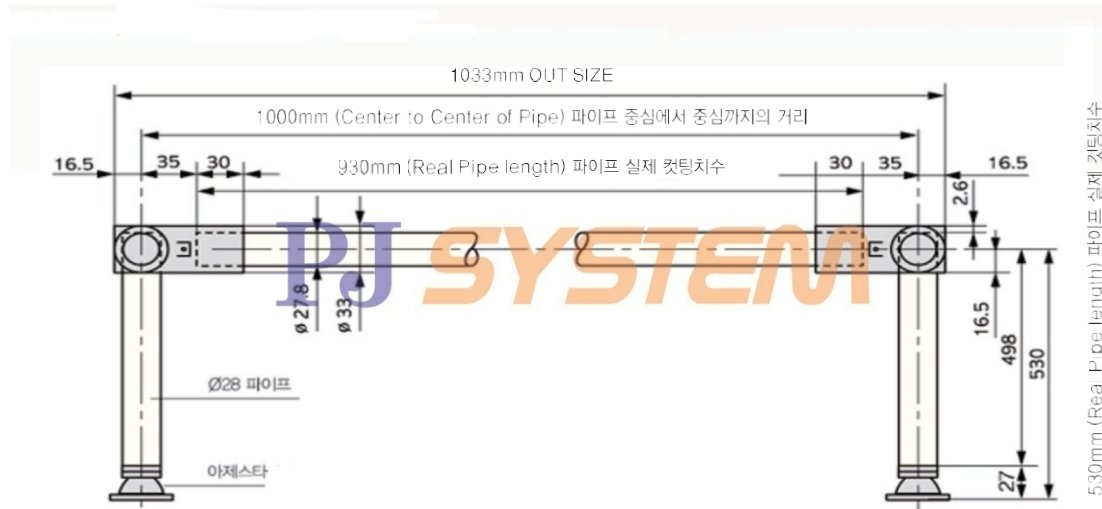
APPLICATIONS

- Pipe length calculation
- Work drawing
- Applications



파이프 길이 계산

CALCULATING FOR PIPE LENGTH



제작의 순서와 체크


The sequence & major check point on manufacturing

- PIPE, JOINT 부재료, 대차, 적치대, 슬라이딩랙 등을 제작하는 경우, 그 목적 및 구상대로 제작하려면 다음의 순서와 체크가 필요합니다. 제작물의 검토(사용목적, 적재물 현상분석, 사용환경 등등)



- In order to manufacturer the moving trolley, racking system & sliding racking system by pipe & joint as per customer's concept, it is necessary to keep sequence & check points as follows. check (the usage purpose, analysis of load conditions, usage circumstance etc)



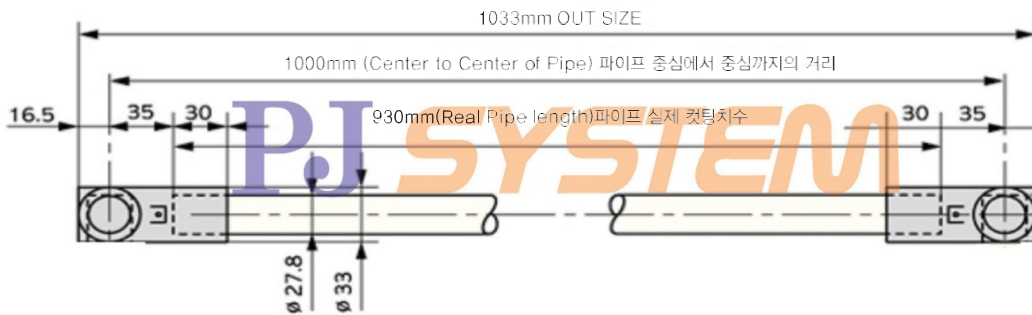


파이프 길이 계산

CALCULATING FOR PIPE LENGTH

수평길이 계산

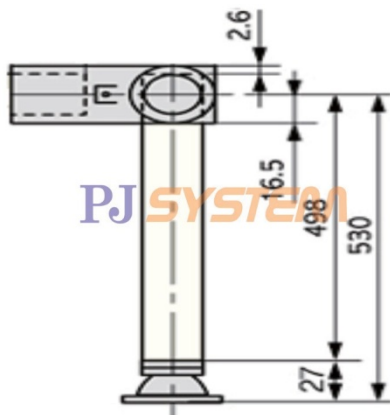
THE CALCULATION FOR HORIZONTAL LENGTH OF PIPE



1000	• 파이프 중심에서 중심까지의 거리 Length between the both centers
- 71	• 파이프 끝에서 조인트 중심까지의 길이 Length between end of pipe & center of joint
----- 930	• 파이프 절단 길이 Practical length of pipe to be cutted

수직길이 계산



THE CALCULATION FOR HORIZONTAL LENGTH OF PIPE



530	• 바닥에서 중심까지의 거리 Length between the end of adjuster & center of joint
- 27	• 파이프 끝에서 금구가 차지하는 길이 Length (space) between the end of pipe & the end of adjuster
+ 17	• 조인트 중심에서 조인트 외측까지 길이 length between the center & the surface of joint
----- 520	• 파이프 절단 길이 Practical length of pipe to be cutted

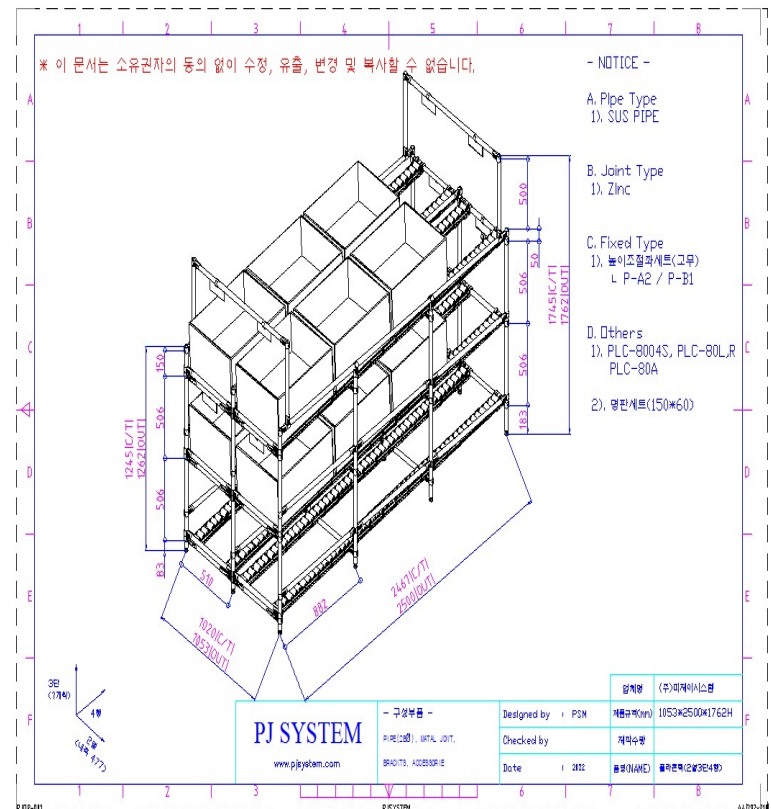
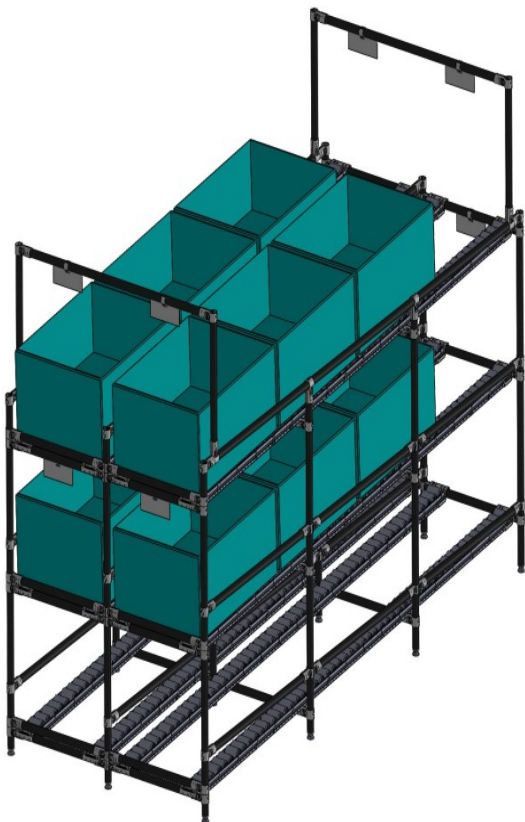
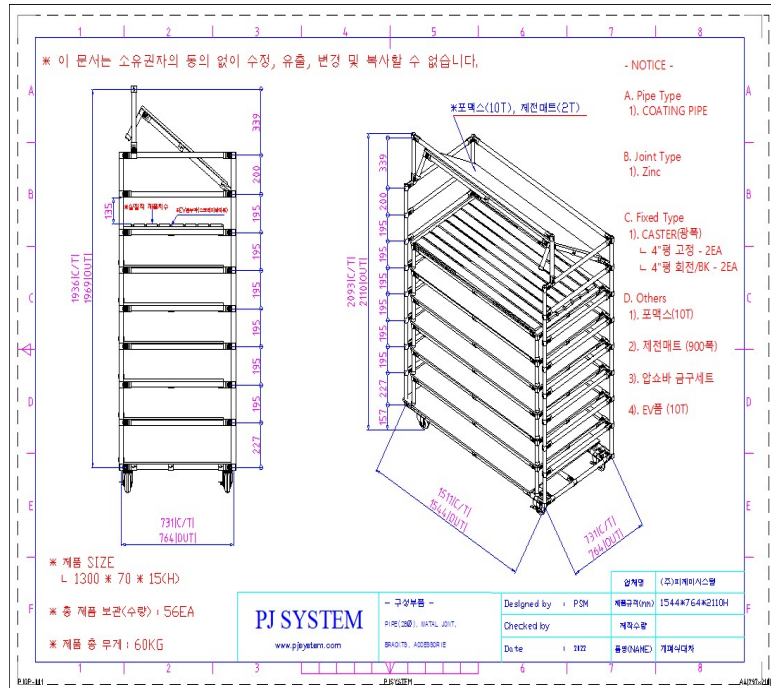
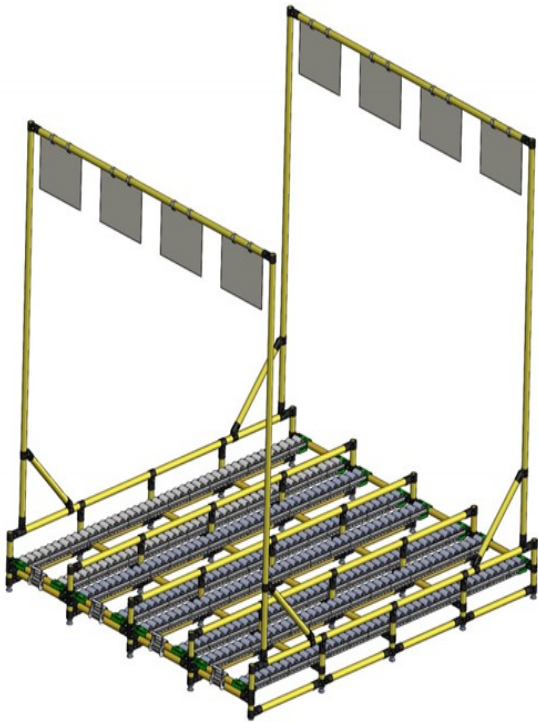


DRAWING






DRAWING



APPLICATIONS

작업대/적용사례




APPLICATIONS

작업대/적용사례





APPLICATIONS

적치대/적용사례





APPLICATIONS

적치대/적용사례




APPLICATIONS

이동대차/적용사례




APPLICATIONS

이동대차/적용사례




APPLICATIONS

적재대차/적용사례





APPLICATIONS

적재대차/적용사례




APPLICATIONS

플라콘랙 (1단) / 적용사례




APPLICATIONS

플라콘랙 (1단) / 적용사례



10



11



12



13



14



15




16



17


APPLICATIONS

플라콘랙 (2단 ~ 3단) / 적용사례




APPLICATIONS

플라콘랙 (2단~3단) / 적용사례




APPLICATIONS

ESD 제전용 플라콘랙 / 적용사례




APPLICATIONS

개폐식대차 / 적용사례




APPLICATIONS

납품용대차 / 적용사례





APPLICATIONS


납품용대차 / 적용사례



APPLICATIONS

용접대차 / 적용사례






APPLICATIONS

용접 캐비닛보관함, 경량랙 / 적용사례




APPLICATIONS

중량랙, 파렛트랙 / 적용사례



APPLICATIONS

중량랙, 파렛트랙 / 적용사례



9



10



11



12



13



14



15

(주)피제이시스템



16

(주)피제이시스템



17

(주)피제이시스템



PJ SYSTEM

Homepage :

찾아오시는길 : 경기도 안성시 양성면 교동길 19-85

TEL : 031)677-6234

FAX : 031)677-6236

Mail : pjsystem7@naver.com

Homepage :

Visit: 19-85 Gyodong-gil, Yangseong-myeon, Anseong-si, Gyeonggi-do

TEL : 031)677-6234

FAX : 031)677-6236

Mail : pjsystem7@naver.com